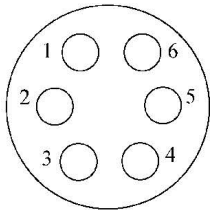


REVISIONS		
REV	DATE	DESCRIPTION
A	12/20/2013	
B	10/17/14	
C	12/17/14	

PARTS LIST			
ITEM	QUAN	PART NUM	DESCRIPTION

6 POSITION FEMALE HIROSE
CONNECTOR P/N: HR10A-7P-6S(73)

REAR VIEW OF CONNECTOR
OR SOLDER VIEW

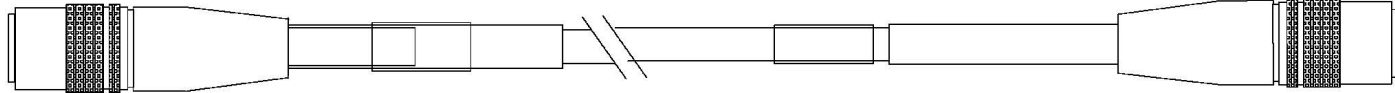
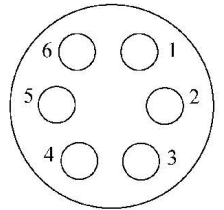


Connector Pin# wire


- 1 ----> 1 (RED/WHT WIRE = POWER +5VDC)
- 2 ----> 2 (BLK/WHT WIRE = GND)
- 3 ----> 3 (WHITE = I2C CLK (SCL))
- 4 ----> 4 (BLU/WHT = I2C DATA (DSA))
- 5 ----> 5 (ORG/WHT = SPARE)
- 6 ----> 6 (GRN/WHT = SPARE)

6 POSITION MALE HIROSE
CONNECTOR P/N: HR10A-7J-6P(73)

REAR VIEW OF CONNECTOR
OR SOLDER VIEW



THIS DRAWING IS THE PROPERTY OF DEPOTSTAR INC., AND MAY NOT BE USED, COPIED OR DISCLOSED TO OTHERS WITHOUT PERMISSION.

MATERIAL	TOLERANCE METRIC .X= .XX=.010 .XX= .XXX=.005 ANGLE DIM. + - 1/2	 RAMSEY MINNESOTA
FINISH	MODEL NO. 000	
REF. DRAWINGS WHERE USED:	ECO NUMBER 000	TITLE AOA Switch Panel Cable
	DRAWN BY XP DATE 03/16/07	SIZE B DRAWING NO. AOA-9405EXT
NO. REQD PER UNIT	CHECKED SCALE N/A	SHEET 1 REV. C