

Alpha Systems AOA Eagle Pressurized System Diagram DSTR-AOA-9600PK

Display:
Eagle, P/N DSTR-AOA-9600

DRAWINGS NOT TO SCALE



Display Cable
P/N AOA-4029EXT

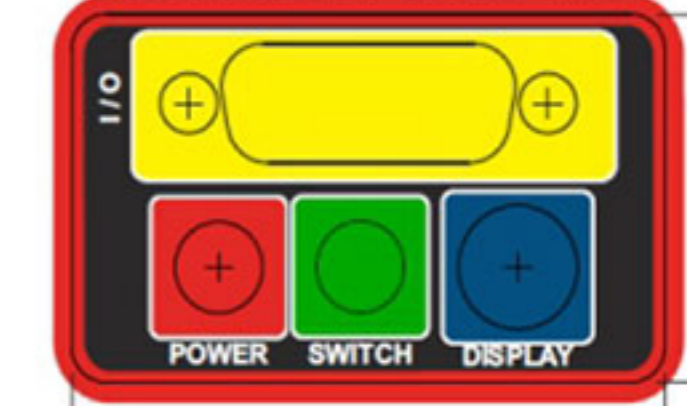
AOA Switch Panel
P/N DSTR-AOA-9400

Power Cable
P/N AOA-4028

Switch Panel Cable
P/N AOA-9405EXT

Smart Pressurized AOA I/F Module
P/N DSTR-AOA-1960PE

Connector Side View



Power Cable pigtail connections
+12 to +28V DC Power Source
Power Source Ground
Metal Ground

Wire Color
White
White/Blue
Drain Wire

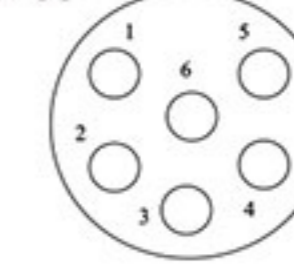
(may or may not be present)
(If present, connect to metal surface of aircraft if Control Module is not mounted to a metal surface)

Sensor + Audio I/F Cable
P/N AOA-4056

RED (POWER)
I/O (YELLOW)
SW PANEL (GRN)
BLUE (DISPLAY)

External Wing Components

Sensor I/F Module Connector Pinout

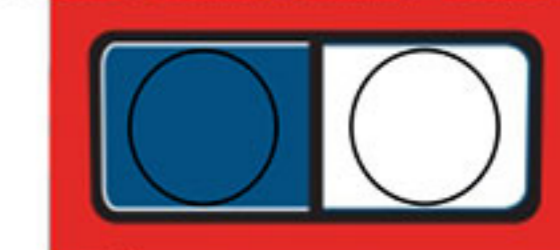


- 1 GND
- 2 DC POWER
- 3 SENSOR ANALOG OUTPUT
- 4 SHIELD
- 5 NU
- 6 NU

Connector Side View



Hose Connector Side View



AOA Sensor I/F Module
P/N DSTR-AOA-1975



BOTTOM HOLE
PROBE INPUT
FRONT HOLE

AOA I/F Module Connector Pin Definitions

Connector	Pin #	Definition
Power (C3)	1	+12VDC to +28VDC Input
	2	Power Ground
	3	Metal Ground
	4	Not Used
I/O (C4)	1	AP Ground
	2	AP Audio (mono)
	3	Reserved
	4	Shield
	5	TXD
	6	Ground
	7	I2C Bus CLK
	8	I2C Bus DATA
	10	Ground
	11	+12 VDC to +28 VDC Out
	12	Sensor I/F Analog Out
	Display (C1)	1
2		Photo Diode Out
3		I2C Clk (SCL)
4		Ground
5		I2C Data (SDA)
8		LED Driver
6,7,9,10	no connect	
Switch (C2)	1	+5VDC
	2	Ground
	3	I2C Clk (SCL)
	4	I2C Data (SDA)
	5	Reserved
	6	Reserved

Cable pigtail connections to Aircraft Audio Panel:

Signal	Wire Color
AP Audio (mono)	White/Green
AP Ground	White/Black
Shielding wire	Bare Wire

1 Volt P-P max, @ 300 ohm input impedance

Cable Pigtail Connections to Bulkhead Connector

Signal	Wire Color
Sensor I/F Ground	White/Blk
Sensor I/F Power	White/Red
Sensor Analog Output	White
Shielding wire	Bare Wire

Note:
AOA (Display) I/F Module ~ .650 lbs.
Sensor I/F Module ~ .420 lbs.

Sensor I/F Module Exterior Cable P/N AOA-4055

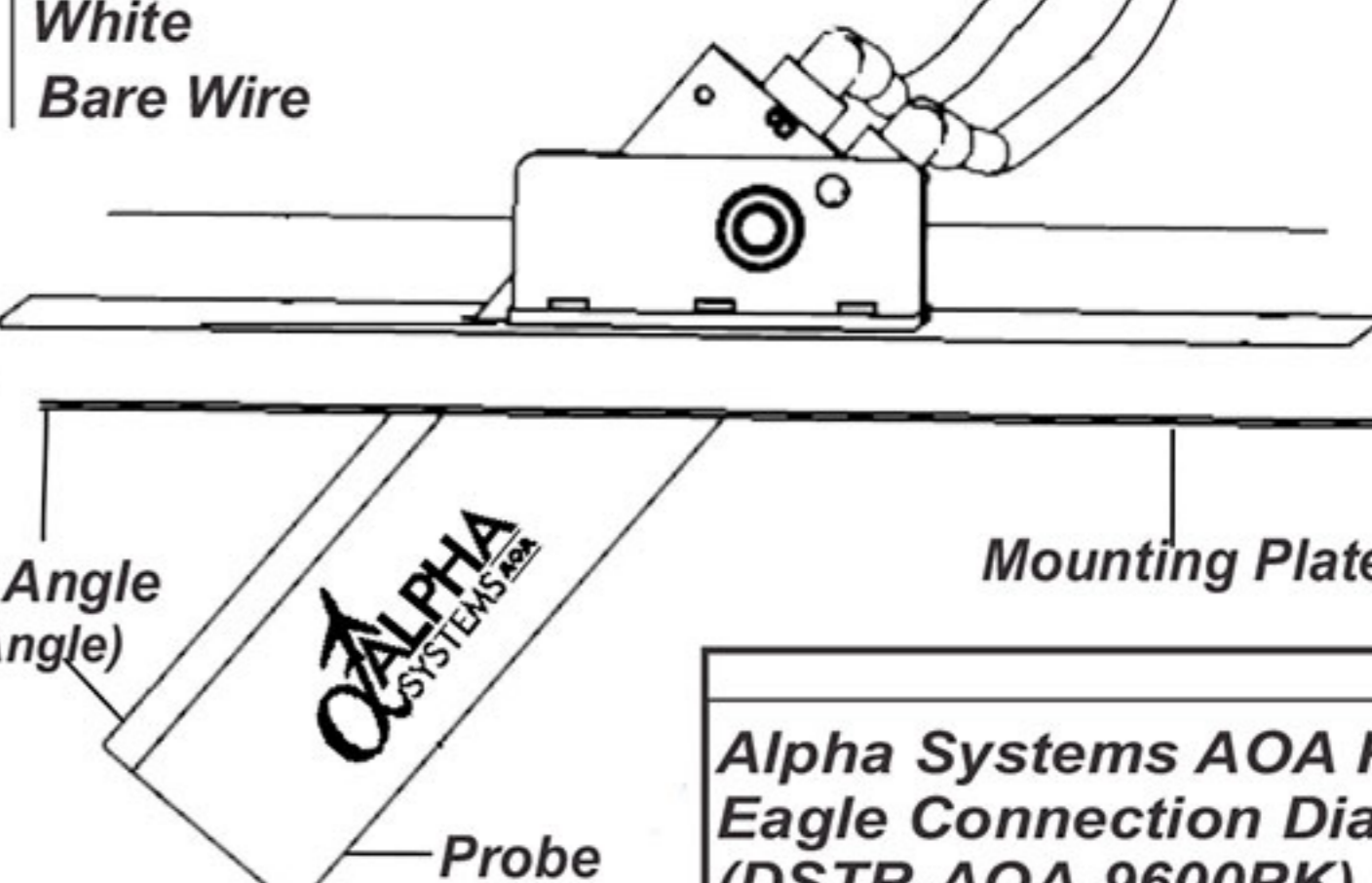
Cable Pigtail Connections to Bulkhead Connector

Signal	Wire Color
Sensor I/F Ground	White/Blk
Sensor I/F Power	White/Red
Sensor Analog Output	White
Shielding wire	Bare Wire

Pressure Hoses

Forward

50 Degree Angle (Starting Angle)



Alpha Systems AOA Pressurized Eagle Connection Diagram (DSTR-AOA-9600PK)